

Track: lotesoldeson.gpx

Las velocidades de este track son típicas de = HKG

Fiabilidad del IBP index= A

**IBP = 127 HKG**

|                     |          |
|---------------------|----------|
| Distancia total     | 11.19 Km |
| Distancia analizada | 11.19 Km |
| Distancia lineal    | 0 Km     |

|                           |           |
|---------------------------|-----------|
| Desn. de subida acumulado | 1034.26 m |
| Desn. de bajada acumulado | 1032.86 m |
| Altura máxima             | 2697.5 m  |
| Altura mínima             | 1876 m    |
| Ratio de subida           | 18.36 %   |
| Ratio de bajada           | 20.42 %   |
| Desnivel positivo por km  | 92.43 m   |
| Desnivel negativo por km  | 92.3 m    |

|                      |           |
|----------------------|-----------|
| Tiempo total         | 5:40:14 h |
| Tiempo en movimiento | 4:16:39 h |
| Tiempo parado        | 1:23:35 h |

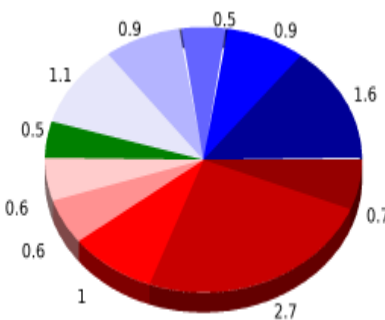
|                               |           |
|-------------------------------|-----------|
| Velocidad media total         | 1.97 Km/h |
| Velocidad media en movimiento | 2.62 Km/h |
| Velocidad máxima sostenida    | 5.76 Km/h |

|                             |                             |
|-----------------------------|-----------------------------|
| Filtro pendiente máxima     | ~55 %                       |
| Separación mínima analizada | ~30 m                       |
| Número de puntos            | 1024 (cad. 10.93 m)         |
| Puntos significativos       | 335 (cad. 33.5 m / 32.71 %) |
| Puntos aberrantes           | 94 (9.18 % d. total)        |

|  |          |
|--|----------|
| Cambios dirección por km                 | 14.66    |
| Cambios dirección > 5° por km            | 12.33    |
| Tramos rectos acumulados                 | 1.135 Km |
| Tramos rectos por km                     | 101.43 m |
| Cambios de pendiente penalizables        | 9        |
| Cambios de pendiente penalizables por km | 0.804    |

Encuentra las mejores rutas



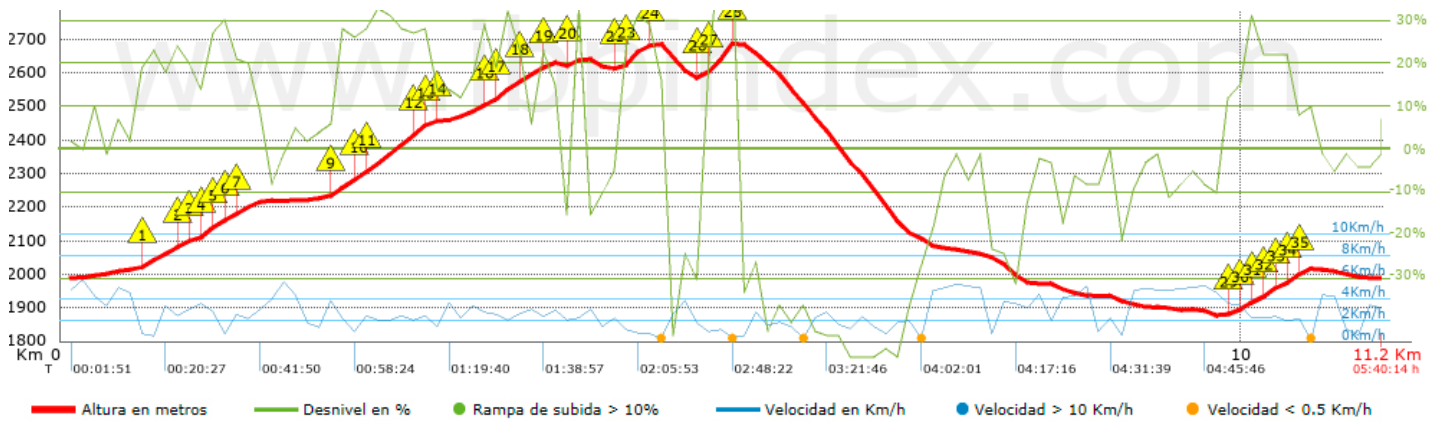
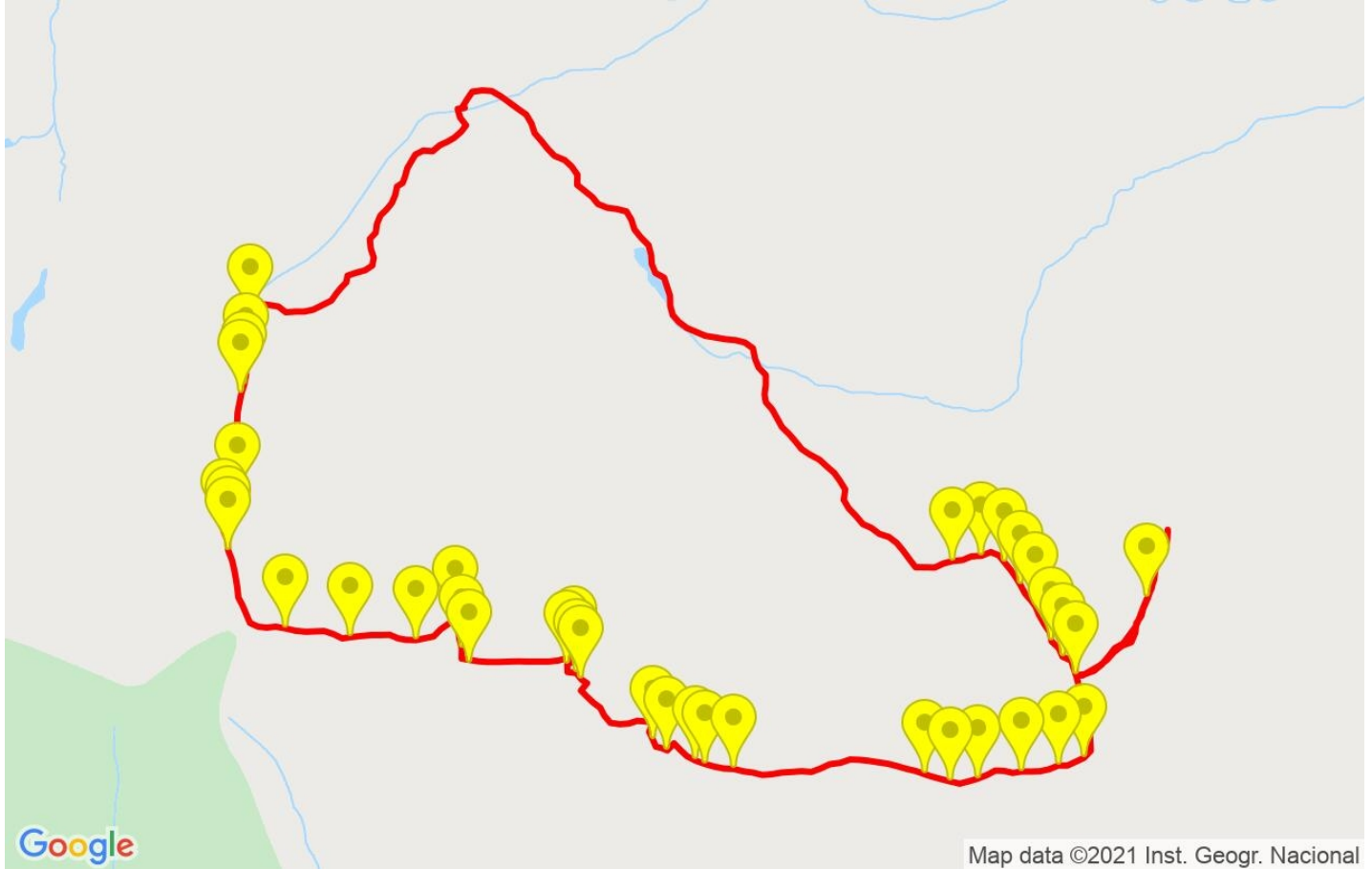
| Resumen de desniveles  | Subidas              | Distancia en km | del total en % | Velocidad en   | Tiempo h:m:s   |
|--|----------------------|-----------------|----------------|----------------|----------------|
|  | Entre el 30 y el 55% | 0.669           | 5.98           | 1.95           | 0:20:36        |
|  | Entre el 15 y el 30% | 2.723           | 24.34          | 2.21           | 1:13:46        |
|  | Entre el 10 y el 15% | 1.027           | 9.18           | 3.41           | 0:18:05        |
|  | Entre el 5 y el 10%  | 0.578           | 5.17           | 3.16           | 0:11:00        |
|  | Entre el 1 y el 5%   | 0.637           | 5.69           | 3.48           | 0:10:58        |
|  | <b>Total :</b>       | <b>5.634</b>    | <b>50.36</b>   | <b>2.51</b>    | <b>2:14:25</b> |
|  | <b>Llano</b>         |                 |                |                |                |
|  | Desniveles del 1%    | 0.496           | 4.43           | 3.18           | 0:09:21        |
|  | <b>Bajadas</b>       |                 |                |                |                |
|  | Entre el 1 y el 5%   | 1.115           | 9.97           | 3.98           | 0:16:50        |
| Entre el 5 y el 10%  | 0.918                | 8.21            | 3.16           | 0:17:26        |                |
| Entre el 10 y el 15%   | 0.512                | 4.57            | 3.35           | 0:09:10        |                |
| Entre el 15 y el 30%   | 0.908                | 8.12            | 2.72           | 0:20:03        |                |
| Entre el 30 y el 55%   | 1.604                | 14.34           | 1.95           | 0:49:24        |                |
| <b>Total :</b>   | <b>5.058</b>         | <b>45.21</b>    | <b>2.69</b>    | <b>1:52:53</b> |                |
| <b>Total track :</b>   | <b>11.19</b>         | <b>100 %</b>    | <b>2.62</b>    | <b>4:16:39</b> |                |

Track: lotesoldeson.gpx











Las velocidades de este track son típicas de = HKG








Fiabilidad del IBP index= A

**IBP = 127 HKG**



**Repechos > 10%**

| Repecho  | Punto kilométrico | Pendiente media | Distancia |
|--|-------------------|-----------------|-----------|
|    | 0.621             | 20 %            | 298 m     |
|    | 0.919             | 20 %            | 98 m      |
|    | 1.017             | 14 %            | 134 m     |
|    | 1.151             | 20 %            | 161 m     |
|    | 1.311             | 23 %            | 98 m      |
|    | 1.409             | 21 %            | 95 m      |
|    | 1.504             | 23 %            | 65 m      |
|    | 2.268             | 16 %            | 34 m      |
|    | 2.302             | 26 %            | 133 m     |
|    | 2.435             | 23 %            | 91 m      |
|   | 2.526             | 28 %            | 460 m     |
|  | 2.986             | 30 %            | 39 m      |
|  | 3.025             | 22 %            | 64 m      |
|  | 3.519             | 21 %            | 67 m      |
|  | 3.587             | 23 %            | 102 m     |
|  | 3.689             | 26 %            | 164 m     |
|  | 3.853             | 18 %            | 228 m     |
|  | 4.081             | 21 %            | 31 m      |
|  | 4.313             | 25 %            | 97 m      |
|  | 4.705             | 14 %            | 34 m      |
|  | 4.739             | 24 %            | 34 m      |
|  | 4.773             | 29 %            | 166 m     |
|  | 4.939             | 20 %            | 67 m      |
|  | 5.415             | 21 %            | 64 m      |
|  | 5.479             | 42 %            | 200 m     |
|  | 5.679             | 17 %            | 67 m      |

|   |        |      |       |
|---|--------|------|-------|
|  27 | 9.845  | 12 % | 100 m |
|  28 | 9.945  | 17 % | 98 m  |
|  29 | 10.042 | 20 % | 100 m |
|  30 | 10.142 | 23 % | 107 m |
|  31 | 10.249 | 24 % | 135 m |
|  32 | 10.384 | 21 % | 65 m  |
|  33 | 10.449 | 17 % | 97 m  |

**Parámetros a gran altura, datos por encima de**

| Altura         | Distancia m      | % del total  | Tiempo en movimiento | Velocidad        | Tiempo parado    | Tiempo total     | Velocidad        |
|----------------|------------------|--------------|----------------------|------------------|------------------|------------------|------------------|
| 2500           | 2748.031         | 24.56        | 1:17:37              | 2.12             | 0:34:09          | 1:51:46          | 1.48             |
| 2250           | 1773.623         | 15.85        | 0:51:36              | 2.06             |                  | 0:51:36          | 2.06             |
| 2000           | 3528.592         | 31.54        | 1:09:09              | 3.06             | 0:40:48          | 1:49:57          | 1.93             |
| 1750           | 3137.21          | 28.04        | 0:58:17              | 3.23             | 0:08:38          | 1:06:55          | 2.81             |
| <b>Total :</b> | <b>11.187 Km</b> | <b>100 %</b> | <b>4:16:39 h</b>     | <b>2.62 Km/h</b> | <b>1:23:35 h</b> | <b>5:40:14 h</b> | <b>1.97 Km/h</b> |

**Paradas**

| Distancia      | Tiempo parado    | Altura | Tiempo desde la salida | Tiempo desde parada anterior | Distancia a parada anterior |
|----------------|------------------|--------|------------------------|------------------------------|-----------------------------|
| 0.621          | 0:03:23          | 2014   | 0:10:03                | 0:10:03                      | 0.621                       |
| 0.691          | 0:03:34          | 2027   | 0:14:10                | 0:04:07 < 10´                | 0.07                        |
| 1.311          | 0:02:56          | 2142   | 0:31:06                | 0:16:56                      | 0.62                        |
| 4.804          | 0:02:28          | 2638   | 2:01:46                | 1:30:40                      | 3.492                       |
| 4.901          | 0:03:18          | 2678   | 2:07:26                | 0:05:40 < 10´                | 0.097                       |
| 4.972          | 0:06:33          | 2681   | 2:13:09                | 0:05:43 < 10´                | 0.071                       |
| 5.577          | 0:08:46          | 2638   | 2:37:51                | 0:24:42                      | 0.605                       |
| 5.679          | 0:06:45          | 2686   | 2:48:22                | 0:10:31                      | 0.102                       |
| 6.164          | 0:06:19          | 2550   | 3:07:57                | 0:19:35                      | 0.485                       |
| 6.857          | 0:02:57          | 2251   | 3:37:06                | 0:29:09                      | 0.693                       |
| 7.167          | 0:08:44          | 2123   | 3:51:41                | 0:14:35                      | 0.311                       |
| 7.815          | 0:03:02          | 2059   | 4:10:48                | 0:19:07                      | 0.648                       |
| 8.903          | 0:03:07          | 1933   | 4:32:21                | 0:21:33                      | 1.088                       |
| 10.546         | 0:16:12 > 10´    | 2013   | 5:08:15                | 0:35:54                      | 1.643                       |
| 10.876         | 0:03:26          | 2000   | 5:30:02                | 0:21:47                      | 0.331                       |
| 11.177         | 0:02:05          | 1988   | 5:38:09                | 0:08:07 < 10´                | 0.301                       |
| <b>Total :</b> | <b>1:23:35 h</b> |        |                        |                              |                             |